

Test 4

Listening 30 minutes

Section 1

Questions 1–4

Answer the questions below.

Write NO MORE THAN THREE WORDS for each answer.

Which documents could Sam use as proof of her name?

Example passport

1

2

Which could she use as proof of her address?

council tax bill

3

phone bill (fixed line)

4

Questions 5–7

Complete the notes below.

Write NO MORE THAN TWO WORDS OR NUMBERS for each answer.

Name of bank? Savings Bank

Open which days? Monday–Friday

Opening hours? 5




Where? 6

Free gift? 7

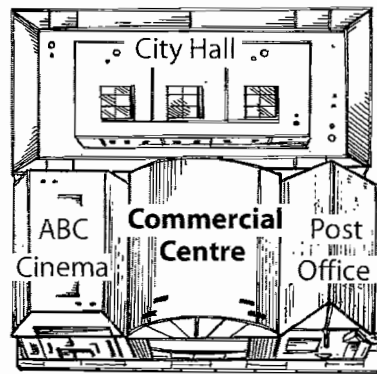
Questions 8–10

Match the places in Questions 8–10 to the appropriate letters A–H on the map.

- 8 Royal Bank
- 9 Northern Bank
- 10 National Bank




West Street






Market Street

Bridge Street



Market Street



Section 2

Questions 11–14

Complete the table below.

Write **NO MORE THAN THREE WORDS** for each answer.

Preparing for the interview	
What to do	How to do it
Step 1: Prepare things to take.	Gather all documents, e.g. copies of résumé. Choose 11 , e.g. designs, drawings, written work.
Step 2: Get more information.	Check you have pen and paper. Ask firm for a 12 See profiles at Chamber of Commerce, library.
Step 3: Focus on you and the job.	Contact 13 of this or related firms. Compare yourself with what is required. Imagine likely questions and your answers. Decide how to make up for any 14 you lack.

Questions 15–20

Complete the notes below.

Write **NO MORE THAN THREE WORDS** for each answer.

At the interview

Arrive no more than 15 before the time of the interview.

After you hear the question, you can 16 before you reply.

You can 17 if you don't understand what they're asking you.

Wait for them to offer you the job before you say what 18 you want.

Learning from the experience will make you more 19 in future interviews.

Pay attention to your 20 – it shows you have a positive attitude.

Section 3

Questions 21–24

Complete the summary below by writing **NO MORE THAN THREE WORDS** in the spaces provided.

To many employers, academic success and personal development as a result of being at 21 can be as important as course content, so choose 22 modules that you may do well in. You should, however, think more carefully about your choice if your course is 23 In this case the course normally includes all the modules necessary for professional training, but if you are in any doubt check with your academic department or the 24 at the university.

Questions 25–29

Write the appropriate letters **A–C** against questions 25–29.

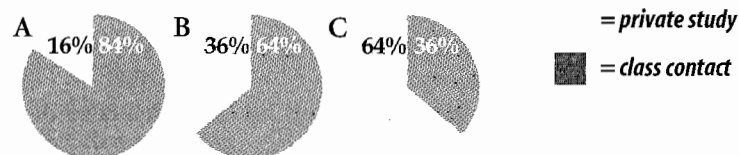
Which modules have the following features?

- A Applied Chemical Engineering
- B Fluid Mechanics
- C Chemical Engineering: Science 1

- 25 developing computer skills
- 26 exemption from part of a module
- 27 assessment by formal examination
- 28 developing speaking and writing skills
- 29 learning through problem solving

Question 30

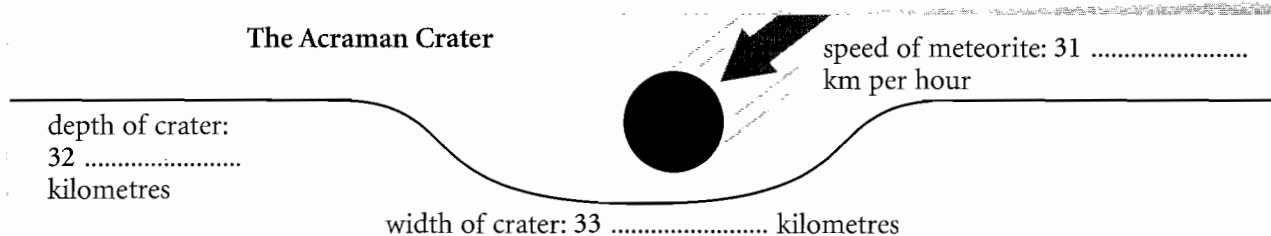
- 30 Which chart shows the percentage of private study time on the Spanish 1A module?



Section 4

Questions 31–33

Label the diagram. Write **NO MORE THAN TWO WORDS AND/OR A NUMBER** for each answer.



Questions 34–36

Choose from letters A–C and write them on your answer sheet.

- 34 The crater at Acraman is
- A nowadays entirely covered by sea water.
 - B one of the most beautiful on Earth.
 - C less spectacular than others in Australia.
- 35 Williams realized what had happened at Acraman when he
- A saw pictures of the area taken from above.
 - B visited Acraman for the first time in 1980.
 - C noticed a picture of the crater in a textbook.
- 36 Where was rock from Acraman found?
- A Only in the Flinders mountains.
 - B At several places over 300 km from Acraman.
 - C At a place 500 km from Acraman, but nowhere else.

Questions 37–40

Write **NO MORE THAN THREE WORDS** for each answer.

- 37 What made the sea water shake?
- 38 What threw the pebbles into the air?
- 39 What was mixed with silt to form a layer of rock?
- 40 What shaped the ripples on top of the rock?